

OCVZ Series

Features

- 105°C, 2,000 hours assured
- Ultra low ESR with large permissible ripple current
- RoHS Compliance

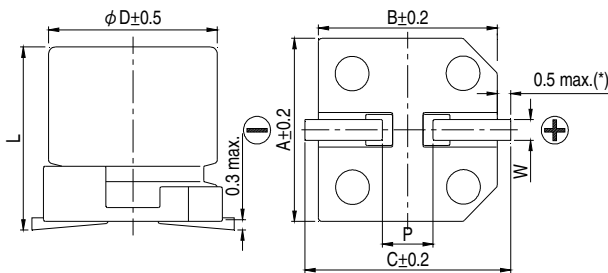


Marking color: Blue

Specifications

Items	Performance										
Category Temperature Range	-55°C ~ +105°C										
Capacitance Tolerance	±20% (at 120 Hz, 20°C)										
Leakage Current (at 20°C)*	Rated voltage applied, after 2 minutes at 20°C. See Standard Ratings										
Tanδ (at 120 Hz, 20°C)	See Standard Ratings										
ESR (at 100k ~ 300k Hz, 20°C)	See Standard Ratings										
Endurance	<table border="1"> <tr> <td>Test Time</td> <td>2,000 Hrs</td> </tr> <tr> <td>Capacitance Change</td> <td>Within ±20% of initial value</td> </tr> <tr> <td>Tanδ</td> <td>Less than 150% of specified value</td> </tr> <tr> <td>ESR</td> <td>Less than 150% of specified value</td> </tr> <tr> <td>Leakage Current</td> <td>Within specified value</td> </tr> </table>	Test Time	2,000 Hrs	Capacitance Change	Within ±20% of initial value	Tanδ	Less than 150% of specified value	ESR	Less than 150% of specified value	Leakage Current	Within specified value
	Test Time	2,000 Hrs									
	Capacitance Change	Within ±20% of initial value									
	Tanδ	Less than 150% of specified value									
	ESR	Less than 150% of specified value									
Leakage Current	Within specified value										
* The above specifications shall be satisfied when the capacitors are restored to 20°C after the rated voltage applied for 2,000 hours at 105°C.											
Moisture Resistance	<table border="1"> <tr> <td>Test Time</td> <td>1,000 Hrs</td> </tr> <tr> <td>Capacitance Change</td> <td>Within ±20% of initial value</td> </tr> <tr> <td>Tanδ</td> <td>Less than 150% of specified value</td> </tr> <tr> <td>ESR</td> <td>Less than 150% of specified value</td> </tr> <tr> <td>Leakage Current</td> <td>Within specified value</td> </tr> </table>	Test Time	1,000 Hrs	Capacitance Change	Within ±20% of initial value	Tanδ	Less than 150% of specified value	ESR	Less than 150% of specified value	Leakage Current	Within specified value
	Test Time	1,000 Hrs									
	Capacitance Change	Within ±20% of initial value									
	Tanδ	Less than 150% of specified value									
	ESR	Less than 150% of specified value									
Leakage Current	Within specified value										
* The above specifications shall be satisfied when the capacitors are restored to 20°C after subjecting them at 60°C, 90 ~ 95% RH for 1,000 hours. Leakage current should be tested voltage treatment*.											
Resistance to Soldering Heat * (Please refer to page 26 for reflow soldering conditions)	<table border="1"> <tr> <td>Capacitance Change</td> <td>Within ±10% of initial value</td> </tr> <tr> <td>Tanδ</td> <td>Within specified value</td> </tr> <tr> <td>ESR</td> <td>Within specified value</td> </tr> <tr> <td>Leakage Current</td> <td>Within specified value</td> </tr> </table>	Capacitance Change	Within ±10% of initial value	Tanδ	Within specified value	ESR	Within specified value	Leakage Current	Within specified value		
	Capacitance Change	Within ±10% of initial value									
	Tanδ	Within specified value									
	ESR	Within specified value									
Leakage Current	Within specified value										
* For any doubt about measured values, measure the leakage current again after the following voltage treatment. Voltage treatment: DC rated voltage is applied to the capacitors for 2 hours at 105 °C.											
Ripple Current and Frequency Multipliers	<table border="1"> <tr> <th>Frequency (Hz)</th> <th>120 ≤ f < 1k</th> <th>1k ≤ f < 10k</th> <th>10k ≤ f < 100k</th> <th>100k ≤ f < 500k</th> </tr> <tr> <td>Multiplier</td> <td>0.05</td> <td>0.3</td> <td>0.7</td> <td>1.0</td> </tr> </table>	Frequency (Hz)	120 ≤ f < 1k	1k ≤ f < 10k	10k ≤ f < 100k	100k ≤ f < 500k	Multiplier	0.05	0.3	0.7	1.0
	Frequency (Hz)	120 ≤ f < 1k	1k ≤ f < 10k	10k ≤ f < 100k	100k ≤ f < 500k						
Multiplier	0.05	0.3	0.7	1.0							

Diagram of Dimensions



Lead Spacing and Diameter

Unit: mm

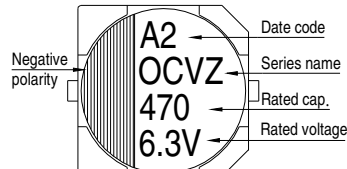
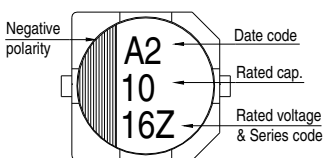
φD	L	A	B	C	W	P ± 0.2
5	5.7 ± 0.3	5.3	5.3	5.9	0.5 ~ 0.8	1.5
6.3	4.4 ± 0.2	6.6	6.6	7.2	0.5 ~ 0.8	2.0
6.3	5.9 +0.1/-0.3	6.6	6.6	7.2	0.5 ~ 0.8	2.0
6.3	7.7 ± 0.3	6.6	6.6	7.2	0.5 ~ 0.8	2.0
8	6.7 ± 0.3	8.3	8.3	9.0	0.7 ~ 1.1	3.1
8	10.0 ± 0.5	8.3	8.3	9.0	0.7 ~ 1.1	3.1
8	12.0 ± 0.5	8.3	8.3	9.0	0.7 ~ 1.1	3.1
10	7.7 ± 0.3	10.3	10.3	11.0	0.7 ~ 1.3	4.7
10	9.9 +0.1/-0.3	10.3	10.3	11.0	0.7 ~ 1.3	4.7
10	12.6 +0.1/-0.4	10.3	10.3	11.0	0.7 ~ 1.3	4.7

(*): For 5 ~ 6.3φ is 0.4 max.

Marking

φD = 5 ~ 6.3

φD = 8 ~ 10





Dimension: ϕ D×L(mm)
Ripple Current: mA/rms at 100k Hz, 105°C

Standard Ratings

Rated Volt. (V)	Surge Voltage (V)	Capacitance (μF)	Size ϕ D×L(mm)	Tanδ (120 Hz, 20°C)	L C (μA)	E S R (mΩ/at 100k ~ 300k Hz, 20°C max.)	Rated R. C. (mA/rms at 100k Hz, 105°C)
2.5V (0E)	2.9	180	5 × 5.7	0.12	300	19	2,800
		330	6.3 × 4.4		500	16	3,180
		390	6.3 × 5.9		300	14	3,160
		560	6.3 × 5.9		300	16	3,500
			6.3 × 7.7		420	9	4,200
		680	8 × 6.7	0.15	500	20	3,370
		820	8 × 12	0.12	500	9	5,380
		1,200	10 × 7.7	0.12	600	13	4,450
		1,500	8 × 12	0.15	750	12	5,150
		2,200	10 × 9.9	0.12	1,100	10	5,500
2,700	10 × 12.6	0.15	1,350	9	5,600		
4V (0G)	4.6	150	5 × 5.7	0.12	300	20	2,730
		270	6.3 × 5.9			15	3,160
		330	6.3 × 5.9			15	3,160
		390	6.3 × 7.7		468	9	4,200
		560	8 × 6.7		500	22	3,220
			8 × 12	0.15	500	9	5,380
		1,000	10 × 7.7	0.12	800	14	4,300
		1,200	8 × 12	0.15	960	12	4,700
			10 × 9.9	0.12	960	10	5,500
		1,500	8 × 12	0.15	1,200	12	4,700
			10 × 9.9	0.12	1,200	10	5,500
		1,800	10 × 9.9		1,440	10	5,500
			10 × 12.6	1,440	9	5,600	
2,200	10 × 12.6	0.15	1,760	9	5,700		
6.3V (0J)	7.2	120	5 × 5.7	0.12	300	21	2,660
		220	6.3 × 4.4		500	18	3,000
			6.3 × 5.9		300	15	3,160
		330	6.3 × 5.9		415	17	3,390
			6.3 × 7.7		623	9	4,200
		390	8 × 6.7	0.15	491	22	3,220
		820	8 × 12	0.12	1,033	13	4,700
			10 × 7.7		1,033	14	4,300
		1,200	10 × 9.9	0.12	1,512	12	5,025
		1,500	10 × 9.9	0.15	1,890	12	5,025
10 × 12.6	1,890		10		5,560		
1,800	10 × 12.6	0.15	2,268	11	5,200		
10V (1A)	12.0	68	5 × 5.7	0.12	300	23	2,540
		120	6.3 × 5.9		300	22	2,600
		150	6.3 × 7.7		450	15	3,400
		220	8 × 6.7		440	22	3,220
		270	8 × 6.7		500	22	3,220
		390	8 × 10		780	17	4,000
		470	10 × 7.7		940	19	3,800
		680	10 × 9.9		1,056	13	4,820



Dimension: $\phi D \times L$ (mm)
Ripple Current: mA/rms at 100k Hz, 105°C

Standard Ratings

Rated Volt. (V)	Surge Voltage (V)	Capacitance (μF)	Size $\phi D \times L$ (mm)	Tan δ (120 Hz, 20°C)	L C (μA)	E S R (m Ω /at 100k ~ 300k Hz, 20°C max.)	Rated R. C. (mA/rms at 100k Hz, 105°C)	
16V (1C)	18.0	39	5 × 5.7	0.12	300	27	2,350	
			6.3 × 5.9			24	2,460	
		68	6.3 × 5.9			25	2,440	
			82		6.3 × 7.7	262	24	2,700
		100			6.3 × 5.9	320	24	2,490
			6.3 × 7.7		2,700			
		8 × 6.7	3,010					
		120	8 × 6.7		384	24	3,010	
		150			500	22	3,220	
		180	8 × 10		576	18	3,890	
		220	8 × 10		704	18	3,890	
			10 × 7.7		704	22	3,450	
		270	8 × 12		864	12	4,850	
		330	10 × 9.9		0.12	1,056	16	4,350
						0.15	1,056	12
0.15	1,504			10	6,100			
	0.12			2,624	12	5,400		
				3,200	12	5,400		
20V(1D)	23.0	0.12	6.3 × 5.9	480	25	3,200		
			8 × 12		1,560	14	4,950	
			10 × 9.9		2,240	18	4,100	
			10 × 12.6		2,240	12	5,600	
25V(1E)	29.0	0.12	6.3 × 5.9	280	30	2,800		
			8 × 12		900	16	4,650	
			10 × 9.9		1,100	20	3,800	
			10 × 12.6		1,650	14	5,000	
35V(1V)	40.0	0.12	6.3 × 5.9	154	35	2,600		
			8 × 12		574	20	4,000	
			10 × 12.6		840	18	4,400	

Part Numbering System

OCVZ Series 820 μF $\pm 20\%$ 6.3V Carrier Tape 10 $\phi \times 7.7L$ Pb-free and PET coating case

OVZ **821** **M** **0J** **TR** - **1008**

Series Name Capacitance Capacitance Tolerance Rated Voltage Package Type Terminal Type Case size Lead Wire and Coating Type

Note: For more details, please refer to "Part Numbering System (SMD Type)" on page 15.

Mouser Electronics

Authorized Distributor

Click to View Pricing, Inventory, Delivery & Lifecycle Information:

Lelon:

[OVZ221M0JTR-0606](#) [OCV820M1CTR-0807](#) [OVZ121M1ATR-0606](#) [OVZ151M1CTR-0807](#) [OVZ271M1CTR-0812](#)
[OVZ561M0GTR-0807](#) [OCV101M0JTR-0606](#) [OCV151M1ATR-0807](#) [OCV181M1CTR-1008](#) [OCV220M1DTR-0606](#)
[OCV221M0JTR-0607](#) [OCV221M0JTR-0807](#) [OCV331M1ATR-0812](#) [OCV331M1CTR-1013](#) [OCV470M1DTR-0807](#)
[OCV561M0GTR-0812](#) [OCV561M1ATR-1008](#) [OCVZ221M0JTR-0604](#) [OVZ561M0ETR-0606](#) [OVZ101M1CTR-0606](#)
[OVZ221M0JTR-0604](#) [OVZ221M1ATR-0606](#) [OVZ331M0ETR-0604](#) [OVZ331M0GTR-0606](#) [OVZ331M0JTR-0606](#)
[OVZ470M1ATR-0506](#) [OVZ471M0JTR-1008](#) [OVZ471M1CTR-1013](#) [OCV101M1ETR-1013](#) [OCV151M1CTR-1008](#)
[OCV221M1CTR-0810](#) [OCV271M1CTR-0812](#) [OCV331M1CTR-0810](#) [OCV471M0JTR-1008](#) [OCV680M1ATR-0606](#)
[OCV331M1CTR-0812](#) [OCV100M1ETR-0807](#) [OCV821M1CTR-1013](#) [OVZ680M1CTR-0606](#) [OVZ271M1CTR-0807](#)
[OVZ331M0JTR-0608](#) [OVZ220M1CTR-0506](#) [OVZ470M1ETR-0812](#)