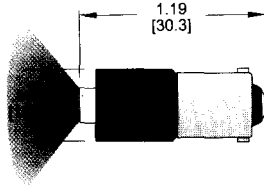


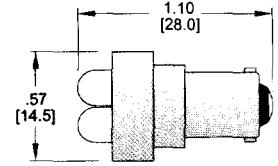
T3-1/4 (9mm) MINIATURE BAYONET BASED LEDs



BF321
T3-1/4 BAYONET
120° VIEWING



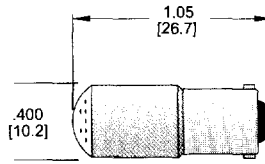
BM326
T3-1/4 BAYONET
160° VIEWING



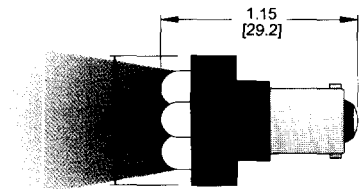
B304
T3-1/4 BAYONET
35° VIEWING



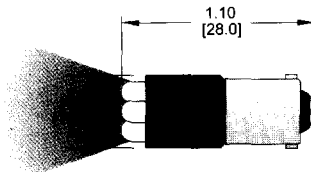
B3206
T3-1/4 BAYONET
160° VIEWING



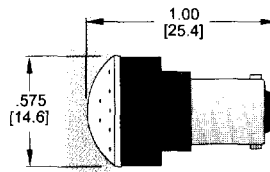
B3012
T3-1/4 BAYONET
160° VIEWING



B306/B307
T3-1/4 BAYONET
35° VIEWING



B3126/B3127
T3-1/4 BAYONET
50° VIEWING



B3018
T3-1/4 BAYONET
160° VIEWING

FOR REPLACEMENT OF STANDARD INCANDESCENT LAMP NUMBERS:

Bayonet: 6MB, 12MB, 24MB, 48MB, 60MB, 120MB, 44, 47, 49, 51, 130, 137, 182, 216, 219, 239, 313, 755, 756, 757, 1302, 1819, 1835 ...

Wedge: 158, 159, 161, 168, 184, 192, 193, 194, 259, 280, 400, 464, 555, 655, 656, 657, 658, 758, ...

BiPin: 10, 12, 15, 19, ...

Screw: 13, 14, 27, 31, 40, 41, 46, 48, 50, 52, 222, 223, 245, 406, 407, 425, 428, 430, 432, 502, 605, 965, 1446, 1447, 1449, 1477, 1483, 1487, 1821, 183;

Flanged: PR20, PR18, PR16, PR15, PR13, PR8, PR7, PR6, PR4, PR3, PR2, ...

OTHER T3-1/4 (9mm) BASES AVAILABLE

SEE NOTE 9



FLANGE



WEDGE



SCREW

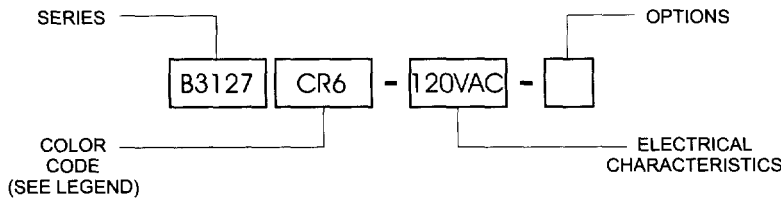


BIPIN

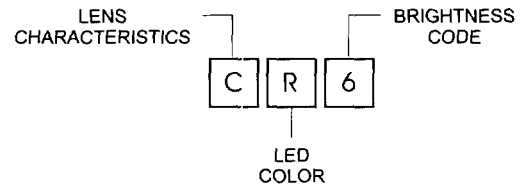
LEDTRONICS

T3-1/4 (9mm) MINIATURE BAYONET BASED LEDs

PART NUMBER SELECTION GUIDE



COLOR CODE LEGEND



STANDARD	SERIES	COLOR CODE		ELECTRICAL CHARACTERISTICS		OPTIONS
		CODE	mcd	VDC	VAC	
6 MULTICHIP BM326-Preferred B3206	CR6	[2]	47	5V	120VAC	P - POSITIVE N - NEGATIVE BP - BIPOLAR
	CY6	[5]	40	6V	12V	
	CG6	[7]	75	14V	24V	
				28V		
6 / 7 CLUSTER B3126 - *** B3127	CR5	[2]	90	5V ***	120VAC	P - POSITIVE N - NEGATIVE BP - BIPOLAR
	CY5	[5]	90	6V ***	12V ***	
	CG6	[7]	90	14V ***	24V	
				28V		

LENS CHARACTERISTICS	LED COLOR	BRIGHTNESS CODE
C - CLEAR	R-RED O-ORANGE Y-YELLOW G-GREEN AG-AQUA GREEN BG-BLUE GREEN B-BLUE UB-ULTRA BLUE W-WHITE LW-LIME WHITE EW- ELUSIVE WHITE PW-PURE WHITE	5 - STANDARD 6 - STANDARD 7 - HIGH INTENSITY 1K - HIGH INTENSITY 3K - HIGH INTENSITY 6K - HIGH INTENSITY 500 - HIGH INTENSITY 900 - HIGH INTENSITY

PART SPECIFICATIONS

- PART NUMBERS CONSISTING OF OPTIONS NOT FOUND IN THE STANDARD BOX ARE CUSTOM.
- FOR A COMPLETE PART NUMBER SELECT ONE OPTION FROM EACH OF THE FOUR COLUMNS FROM LEFT TO RIGHT.
- BRIGHTNESS CODES LISTED ARE SET BY THE FACTORY FOR ALL COLORS. THE ABOVE CHART IS FOR REFERENCE ONLY.
- LAMPS SPECIFYING "F" AT THE END OF THE VOLTAGE OPTION DO NOT HAVE ANY INTERNAL RESISTANCE. THESE PARTS REQUIRE THE ENGINEER TO INCORPORATE A RESISTOR IN SERIES EXTERNAL TO THE LAMP TO LIMIT THE CURRENT FOR PROPER OPERATION. (ie: B3127CR6-12VF-P)
- LAMPS IN THE SAME SERIES HAVING THE SAME RELATIVE BRIGHTNESS ARE DENOTED IN THE COLOR CODE COLUMN WITH THE SAME NUMBER OF MATCHING SYMBOLS (i.e. *, **, ***).
- INTENSITY RATINGS ARE IN MILLICANDELA (mcd) AND ARE TAKEN AT 20mA FOR SINGLE CHIP AND 13-16mA FOR SERIES 6, 12 & 18 MULTICHIPS BEFORE MODIFICATION OR PACKAGING INTO FINAL LAMP ASSEMBLY.
- LAMPS WITH WHITE COLOR DESIGNATION CONSIST OF TWO OR MORE COLORS TOGETHER THAT WHEN LIT MIX AND APPEAR TO EMIT OFF WHITE LIGHT.
- BIPOLAR VERSIONS ARE ONLY AVAILABLE IN CERTAIN COLORS WITH A MINIMUM OF 6V REQUIRED CONSULT FACTORY FOR DETAILS.
- FOR OTHER BASE TYPES REPLACE THE FIRST DIGIT "B" IN THE PART NUMBER WITH "W" FOR WEDGE, "BP" FOR BIPIN, "S" FOR SCREW OR "F" FOR FLANGE.

CUSTOM	SERIES	COLOR CODE		ELECTRICAL CHARACTERISTICS		OPTIONS		
		CODE	mcd	VDC	VAC			
SINGLE CHIP BF321	CR900	[1]	1280	2VF	6VAC	P - POSITIVE N - NEGATIVE		
	CO3K	[3]	6000	5V	12VAC			
	CY3K	[4]	2500	6V	14VAC			
	CAG6K	[9]	6000	12V	24VAC			
	CBG2K	[10]	2000	14V	28VAC			
	CB1K	[11]	1000	24V				
	CUB500	[12]	395	28V				
	6 MULTICHIP BM326-Preferred B3206	CR7	[1]	125	4VF		6VAC	P - POSITIVE N - NEGATIVE BP - BIPOLAR
		CO3K	[2]	320	6VF		12VAC	
		CY3K	[4]	200	12VF		14VAC	
		CUB500	[12]	200	48V		24VAC	
		CW6	[2,7]	75	60V		28VAC	
CEW6		[7,12]			48VAC			
CEW7		[6,12]			60VAC			
CPW6		[1,6,12]			120VAC			
CPW7		[1,6,11]						
CLW7		[4,7]	191					
12 MULTICHIP B3012		CR7	[1]	160	12VF	120VAC	P - POSITIVE N - NEGATIVE BP - BIPOLAR	
		CO3K	[3]	320	24VF			
	CY3K	[4]	240	24V				
	CG6	[7]	100	28V				
	CUB500	[12]						
	CW6	[2,7]	70					
	CLW7	[4,7]						
	18 MULTICHIP B3018	CR7	[1]	300	12VF	120VAC		P - POSITIVE N - NEGATIVE BP - BIPOLAR
CO3K		[3]	360	36VF				
CY3K		[4]	280	24V				
CG6		[7]	160	28V				
CUB500		[12]						
CW6		[2,7]	125					
CLW7		[4,7]						
6 / 7 CLUSTER B3126 - *** B3127		CR6	[1]	560	4VF ***	6VAC ***	P - POSITIVE N - NEGATIVE BP - BIPOLAR	
	CO3K	[3]	1900	6VF ***	12VAC ***			
	CY3K	[4]	1750	12VF	14VAC ***			
	CPG5	[8]	90	48V	24VAC			
	CUB500	[12]	370	60V	28VAC			
	CW5	[2,7]			48VAC			
	CEW6	[7,12]			60VAC			
	CLW6	[4,7]			120VAC			
	4 CLUSTER B304	CR900	[1]	4000	6V	6VAC		P - POSITIVE N - NEGATIVE BP - BIPOLAR
		CO3K	[3]	2600	12V	120VAC		
		CY3K	[4]	3400	14V			
		CG6	[8]	1000	24V			
CUB500		[12]	760	28V				
6 / 7 CLUSTER BN306 - *** BN307		CR900	[1]	7000	6V	6VAC ***	P - POSITIVE N - NEGATIVE BP - BIPOLAR	
	CO3K	[3]	4500	12V	120VAC			
	CY3K	[4]	6000	14V				
	CG6	[7]	1750	24V				
	CUB500	[12]	1330	28V				

	nm	Color Code
CW5	660	1
CW6	635	2
CEW6	610	3
CEW7	590	4
CPW6	585	5
CPW7	572	6
CLW6	565	7
CLW7	555	8
	525	9
	505	10
	450	11
	430	12

LEDTRONICS