

The BMA series are snap-on coupling miniature RF coaxial connectors which are developed and manufactured according to the specifications of IEC 1169-33. They are especially designed for blind mate applications in low power microwave communication system (such as connection with back-planes and links between mother card and daughter cards) and widely used in the fields of military and civil data microwave communication.

TECHNICAL CHARACTERISTICS

Environmental

Temperature range	-65~+155° C
-------------------	-------------

Electrical Characteristics

Characteristic impedance	50Ω
Working voltage	250V
Frequency range	0-18GHz
Contact resistance	Center contact: ≤3mΩ ,Outer Contact: ≤2mΩ
Dielectric withstanding voltage	750V
Insulation resistance	≥5000MΩ
VSWR	≤1.30

Material and Plating

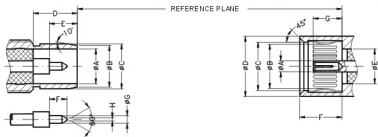
Body	Brass, gold/nickel plated or stainless steel passivated
Male center contacts	Brass, gold plated
Female center contacts	Beryllium copper, gold plated
Insulators	PTFE
Crimp ferrules	Copper alloy, nickel plated

Mechanical Characteristics

Durability	500 cycles
------------	------------

INTERFACE MATING DIMENSIONS

Letter	PLUG (mm)		Letter	JACK (mm)	
	Minimum	Maximum		Minimum	Maximum
A	4.06	4.10	A	1.78	-
B	4.88	-	B	-	-
C	5.31	5.36	C	5.72	-
D	5.06	-	D	7.37	-
E	3.25	3.35	E	4.06	4.10
F	2.16	2.41	F	-	5.03
G	0.90	0.94	G	3.05	3.23
H	-	0.25			

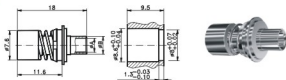


PLUG

JACK

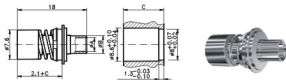
1. SEMI-RIGID, SEMI-FLEXIBLE CABLE CONNECTORS

Panel Feedthrough Cable Plug, Solder



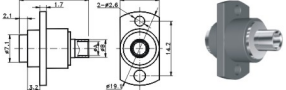
Part Number	GB Type	Cable Group	Remarks
BMA1211004	BMA-(E)KB2	085	A=2.2, B=3.0
BMA1211001	BMA-(E)KB3	141	A=3.6, B=4.6

Panel Feedthrough Cable Plug, Solder



BMA1211005	BMA-(E)KB2A	085	A=2.2, B=3.0, C=11.1
BMA1211006	BMA-(E)KB2B	085	A=2.2, B=3.0, C=12.7
BMA1211002	BMA-(E)KB3A	141	A=3.6, B=4.6, C=11.1
BMA1211003	BMA-(E)KB3B	141	A=3.6, B=4.6, C=12.7

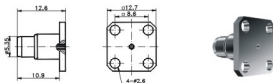
Flange Mount Cable Plug, Solder



BMA1221002	BMA-(E)KFB2	085	A=2.2, B=3.0
BMA1221001	BMA-(E)KFB3	141	A=3.6, B=4.6

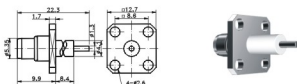
4. FLANGE MOUNT RECEPTACLES

Panel Jack Receptacle, 4-Hole Flange Mount



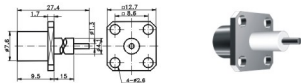
Part Number	GB Type	Remarks
BMA1124001	BMA-(E)JFD	

Panel Jack Receptacle, 4-Hole Flange Mount



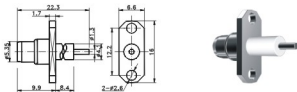
BMA1124002	BMA-(E)JFD1	
------------	-------------	--

Panel Plug Receptacle, 4-Hole Flange Mount



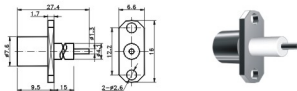
BMA1224001	BMA-(E)KFD1	
------------	-------------	--

Panel Jack Receptacle, 2-Hole Flange Mount



BMA1124003	BMA-(E)JFD2	
------------	-------------	--

Panel Jack Receptacle, 2-Hole Flange Mount



BMA1224002	BMA-(E)KFD2	
------------	-------------	--