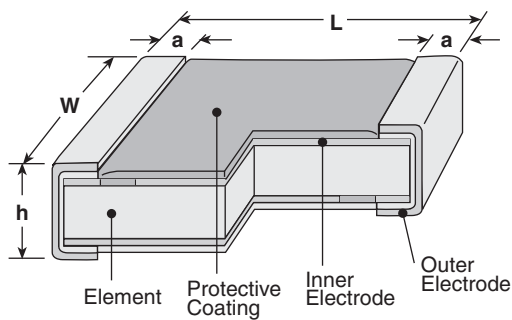


features

- Quickly breaks extraordinary current
- Small size SMD type
- The least rise in resistance after reflow soldering
- Latched if/when extraordinary current continues
- The least rise in resistance by repeating trips
- UL143A File No. E250106
- c-UL CAN/CAS-C222, No.0 and Technical Information Letter No. CA-3A File No. E250106 approved
- Marking: Green body color
- Products with lead-free terminations meet EU RoHS and China RoHS requirements



dimensions and construction



Type	Dimensions inches (mm)			
	L	W	h	a
SF45 (1812)	.177±.008 (4.5±0.2)	.126±.008 (3.2±0.2)	.016±.008 (0.4±0.2)	.020±.008 (0.5±0.2)

ordering information

New Part #	SF	45	N	110	T	TE
	Type	Style	Characteristic	Hold Current	Termination Material	Packaging
		45: 4.5 x 3.2mm	N: Normal	050: 0.50A 075: 0.75A 110: 1.1A	T: Sn	TE: Embossed plastic tape

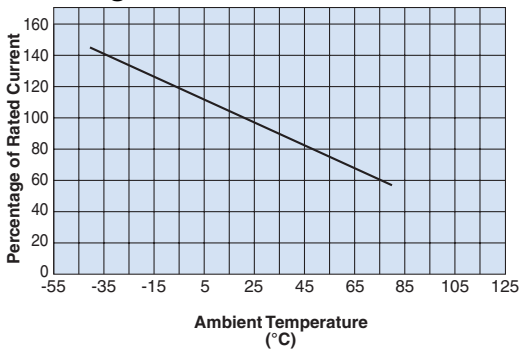
For further information on packaging, please refer to Appendix A.

applications and ratings

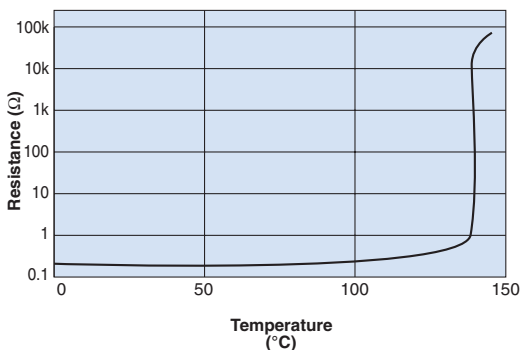
Part Designation	Hold Rating	Max. Rated Voltage (DCV)	Max. Rated Current (A)	Trip Current (A)	Initial Resistance R Type (Ω)	Resistance after Tripping R1 Max. (Ω)	Power Dissipation PD (W)	Operating Temperature Range
SF45N050	0.50A	15.0	40	1.00	0.49	0.85	0.6	-40°C to +85°C
SF45N075	0.75A	13.2		1.50	0.24	0.41		
SF45N110	1.10A	6.0		2.20	0.15	0.21		

environmental applications

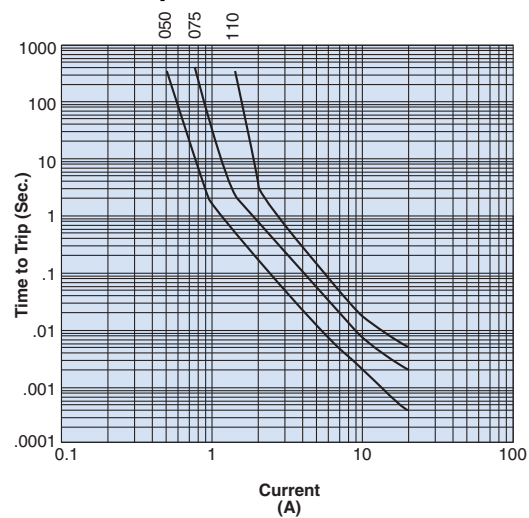
Derating Curve



R-T Characteristics



Time to Trip Characteristics



Performance Characteristics

Parameter	Requirement Limit	Test Method
Trip Endurance	Without damage under 24 hours of current sending	Use the device which has been left for 15 minutes or more in 25°C set voltage to be applied to the element at maximum rated voltage. And set current to be applied within the range between trip current and maximum rated current
Trip Cycle Life (ON-OFF Test)	Without damage after 1000 cycles	Use the device which has been left for 15 minutes or more in 25°C set voltage and current to be applied to maximum rated voltage and maximum rated current respectively. Apply rated voltage for 5 seconds and 55 seconds off
Heat Resistance	Without Damage	85°C ± 3°C, 1000 hours
Cold Resistance	Without Damage	-40°C ± 3°C, 1000 hours
Humidity Resistance	Without Damage	85°C ± 3°C, 85% RH, 1000 hours
Heat-Cold Cycling	Without Damage	-40°C ± 3°C (30 minutes), +85°C ± 3°C (30 minutes), 20 cycles