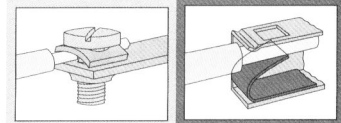




Dividable Terminal Strips



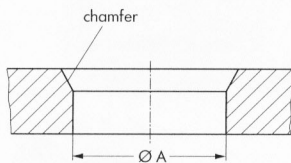
	<p>2 x 0.5 – 1.5 mm² s^u 2 x AWG 20–16 sol.* 1 x 0.75–2.5 mm² 1 x AWG 18–14** 400 V/4 kV/2 ① 18 A</p> <p>7 – 8 mm / 0.30 in</p> <p>* VDE IEC 60364 N S CCA ① ② ③ ④</p>	<p>2 x 0.5 – 1.5 mm² s^u 2 x AWG 20–16 sol.* 1 x 0.75–2.5 mm² 1 x AWG 18–14** 400 V/4 kV/2 ① 18 A</p> <p>7 – 8 mm / 0.30 in</p> <p>* VDE IEC 60364 N S CCA ① ② ③ ④</p>
--	---	---

- ① in grounded (earthed) supply systems
 400 V = rated voltage
 4 kV = rated surge voltage
 2 = pollution degree
 (see also section 10)
- ② Additional item-No. for standard markings on push-wire side .../001-000, same markings as on page 6.13
- ③ The ground (earth) contacts are factory-assembled. Please specify position when ordering. For terminal strips with marking and ground (earth) contact see examples on page 6.13
- ④ Suitable for mounting without tool



Description	No. of poles	Item-No.	Pack.-unit pcs	No. of poles	Item-No.	Pack.-unit pcs
Dividable terminal strips, with push-wire /screw clamp connection for screw or screwless fixing (WAGO pins); with snap-in mounting foot for fixing in holes 3.5 mm Ø, fixing plate thickness 0.6 mm – 1.2 mm ground (earth) contact, snap-in type (add. item-No. see below)	Terminal strips, white			Terminal strips with snap-in mounting feet, white		
	1	274-101	1000	1	274-201	1000
	2	274-102 ②	1000	2	274-202 ②	1000
	3	274-103 ②	500	3	274-203 ②	500
	4	274-104 ②	500	4	274-204 ②	500
	5	274-105 ②	250	5	274-205 ②	250
	6	274-106	100	6	274-206	100
	7	274-107	60	7	274-207	60
	8	274-108	60	8	274-208	60
	9	274-109	60	9	274-209	60
	10	274-110	40	10	274-210	40
	11	274-111	40	11	274-211	40
	12	274-112	40	12	274-212	40
Add. item-No. for snap-in ground: (earth) contact 274-103/2...-000 ③						


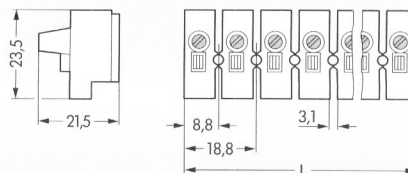
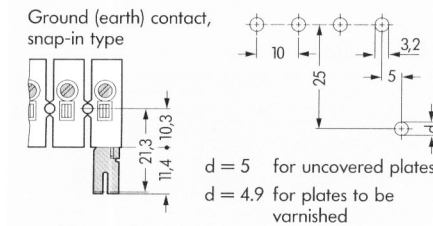
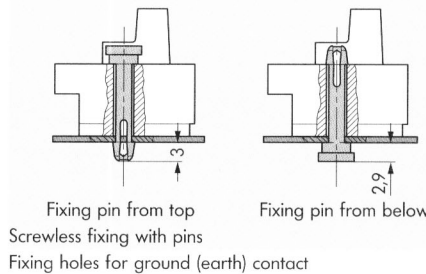
Accessories (for marking accessories see section 9.)						
	Pins, for plate thickness	1 mm / 0.039 in	271-702	1000		
		1 mm / 0.039 in	271-711 ④	1000		
		1.5 mm / 0.059 in	271-712 ④	1000		
	Assembly tool, for terminal blocks with snap-in ground (earth) contact		249-100	1	249-100	1



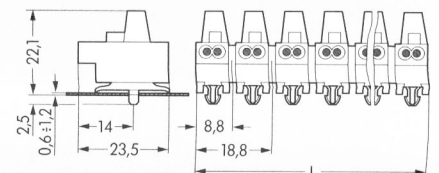
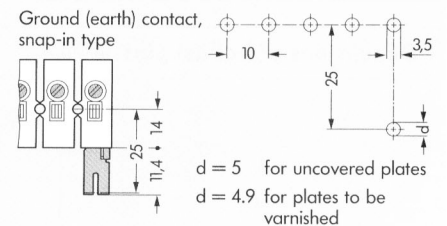
A = 3.2 mm for pins
 A = 3.5 mm for terminal strips with fixing foot
 Dimensions of fixing holes

Dimensions (in mm)

No. of poles	Dim. L (mm) ⁺¹²
1	7.6
2	17.6
3	27.6
4	37.6
5	47.6
6	57.6
7	67.6
8	77.6
9	87.6
10	97.6
11	107.6
12	117.6



Fixing holes for ground (earth) contact



* For further approvals with corresponding ratings see pages 10.3ff.