

24

2411 01

USB and IEEE 1394 connectors

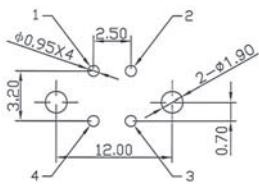
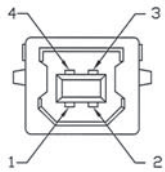
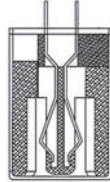
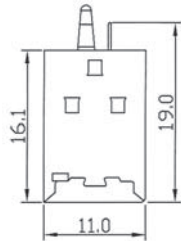
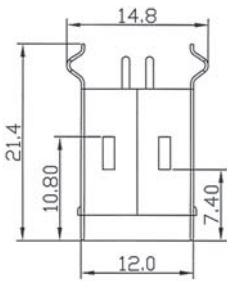
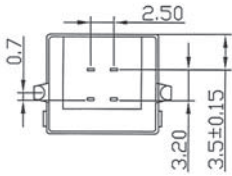


USB 2.0 chassis socket type B, upright version, for printed circuit boards

State: Obsolete

24

2411 01



*a

*a printed circuit board layout, solder side view

Environmental conditions

Temperature range -55 °C/+85 °C

Materials

Insulating body	PBT GF, V-0 according to UL94
Contact spring	CuSn, gold-plated, tin-plated in solder area
Lötkontakt	CuSn, tin-plated
Housing	CuZn, nickel-plated
Cover	PBT, V-0 according to UL94

Mechanical data

Mating cycles	1500
Insertion force	≤ 35 N
Withdrawal force	≥ 10 N

Electrical data (at T_{amb} 20 °C)

Contact resistance	≤ 30 mΩ
Rated current	≤ 1 A
Rated voltage	30 V AC
Rated impulse voltage	500 V/60 s
Insulation resistance	≥ 100 MΩ

Associated products

Counterparts
☞ 2431

Accessories
☞ 2412 02

24

2411 01

Designation	Pole Number	PU (Pieces)	MDQ (Pieces)
2411 01	4	100	600

Packaging:
in a tray